

OPERATING WATERBLASTING EQUIPMENT CAN BE POTENTIALLY HAZARDOUS.
SEE PAGE 121 FOR IMPORTANT SAFETY INFORMATION

“Lines we’ve only been able to poke holes in are draining like no one has seen in over 20 years.”
**WATERBLAST CONTRACTOR,
LOUISIANA**

CURVED PIPE CLEANING

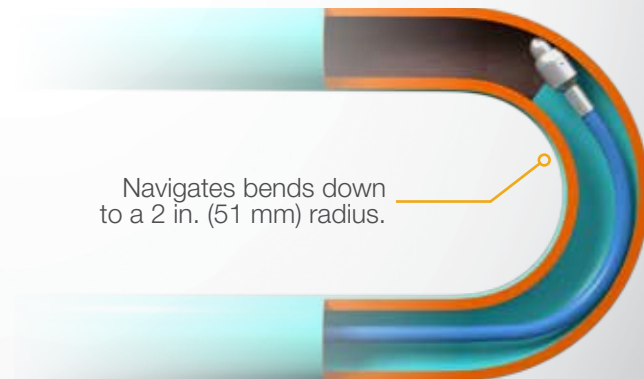

BEETLE™ BT12, BT18, BT25

For cleaning small, curved tubes, pipes and drains


The small diameter and short length of the Beetle models make them ideal for cleaning process piping, drain lines, u-tube bundles and other small I.D. tubes with bends and elbows that may have been inaccessible in the past.

FEATURES:

- Navigates tight curves in small diameter pipes
- Low cost, low maintenance design
- Easy to pair with automated flex lance machines



	BT12	BT18	BT25
TUBE I.D. RANGE	0.6–1.0 in. 15–25 mm	0.9–1.3 in. 22–33 mm	1.2–3.0 in. 30–76 mm
PRESSURE RANGE	10–22k psi 700–1500 bar	10–22k psi 700–1500 bar	8–22k psi 550–1500 bar
FLOW RANGE	6.5–8.5 gpm 25–32 l/min	8.5–11 gpm 32–42 l/min	8–20 gpm 30–76 l/min
INLET CONNECTIONS	P1, M7, MP4L, MP4R	P1, P2, BSPP2, MP6L, MP6R, MP4L, MP4R	1/8 NPT, 1/4 NPT, 1/4 BSPP, 3/8-28 LH/RH, 9/16-18 LH/RH
DIAMETER	0.5 in. 12 mm	0.7 in. 18 mm	1.0 in. 26 mm
LENGTH	1.3 in. 32 mm	1.5 in. 39 mm	1.9 in. 48 mm



PAIR THE BEETLE WITH STONEAGE'S AUTOMATED CLEANING TOOLS FOR OPTIMUM RESULTS

